



IATA Monthly BSP Statistics for Travel Agent Associations

Netherlands

Generation Date	15/01/2019
Year	2,018
Month	12



IMPORTANT NOTICE:

This statistical report is shared in good faith and for general information purposes only. Whilst we've taken care to review the completeness, reliability and accuracy of this information, any decision you take using this information will be at your own risk. IATA will not be liable for any losses and damages in connection with the use of this information available in this report.



Gross Sales View

Generation Date	15/01/2019
ThisYear	2,018
Month	12

BSP: Netherlands

Month Information

ISO	Currency	Month	Gross Sales (Current Month)	Gross Sales (Same Month Last Year)	VAR %	VAR (in Millions)
NL	EUR	12	220,760,793	219,418,685	0.61%	1.34

Year To Date Information

ISO	Currency	Gross Sales YTD (Current Year)	Gross Sales YTD (Last Year)	VAR %	VAR Sales (in Millions)
NL	EUR	3,555,072,180	3,435,672,925	3.48%	119.4

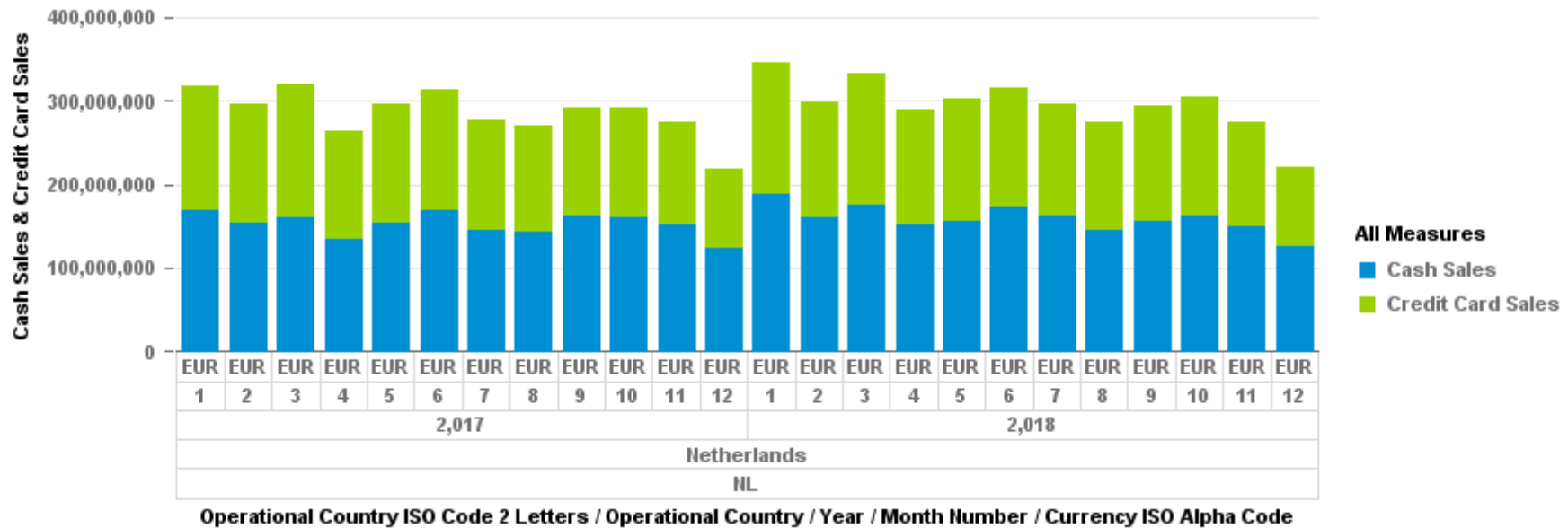
Country Weight in Europe (Gross Sales)

4.70%



Gross Sales View

Evolution (Rolling 24 Months) Including Cash Vs CC Split





Net Cash Settled View

Generation Date	15/01/2019
ThisYear	2,018
Month	12

BSP: Netherlands

Month Information

ISO	Month	Currency	Net Cash Settled (Current Month)	Net Cash Settled (Same Month Last Year)	VAR %	VAR Sales (in Millions)
NL	12	EUR	125,076,508	123,169,650	1.55%	1.91

Year To Date Information

ISO	Currency	Net Cash Settled YTD (Current Year)	Net Cash Settled YTD (Last Year)	VAR %	VAR Sales (in Millions)
NL	EUR	1,892,073,292	1,809,848,860	4.54%	82.22

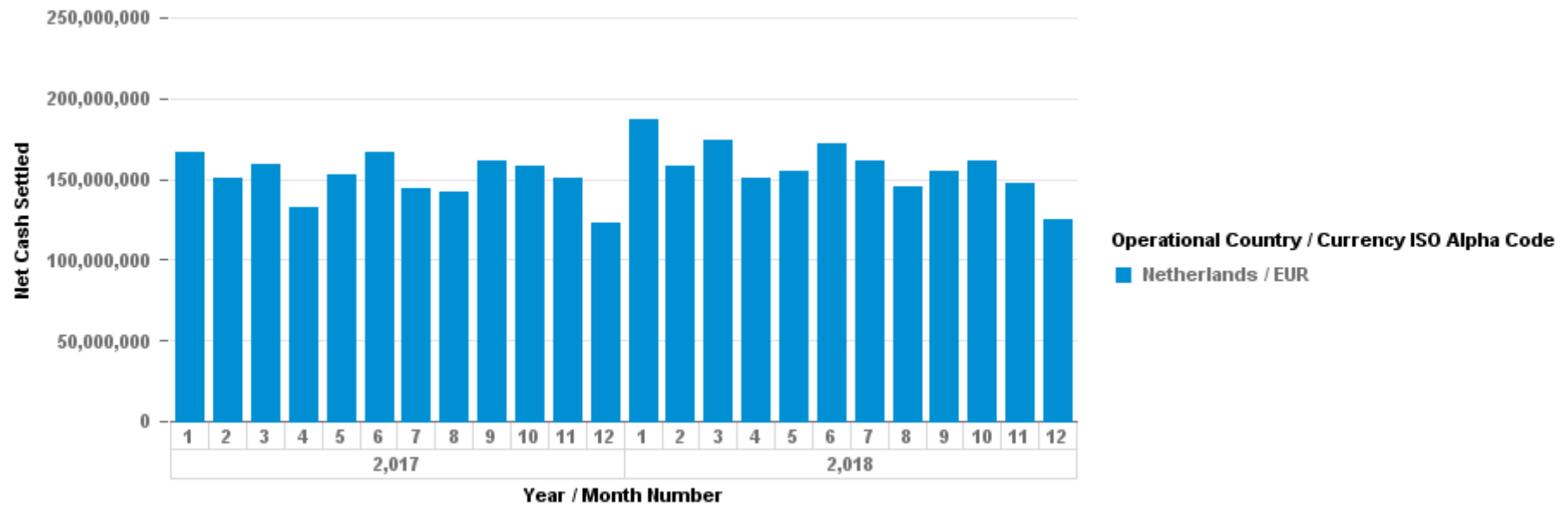
Country Wheight in Europe (Net Cash Settled)

4.28%



Net Cash Settled View

Evolution (Rolling 24 Months)





Transaction Volumes

Generation Date	15/01/2019
ThisYear	2,018
Month	12

BSP: Netherlands

Month Information

ISO	SCU Volume Month (Current Y)	SCU Volume Month (Y-1)	VAR % SCU Month	VAR Number SCU Month
NL	553,739	561,177	-1.33%	-7,438

Year To Date Information

ISO	SCU Volume YTD (Current Y)	SCU Volume YTD (Y-1)	VAR % SCU YTD	VAR Number SCU YTD
NL	9,087,135	8,536,519	6.45%	550,616

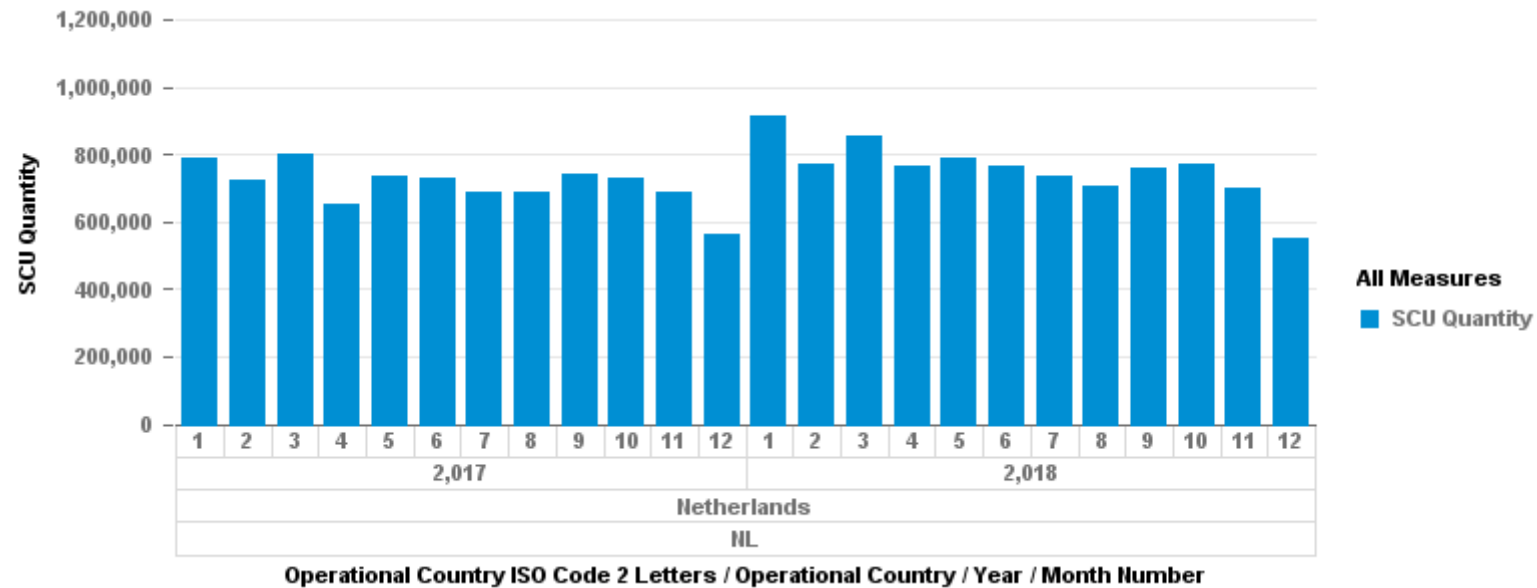
Country Weight in Europe (SCUs)

4.20%



Transaction Volumes

Evolution (Rolling 24 Months)





Agent Participation Volumes (at the generation date of this report)

Generation Date

15/01/2019

BSP:

Netherlands

Volumes

Total Agents in the Country	Total Agents in the Region	Regional Weight
285	18,929	1.51%

Split by Type of Location

Agent Head Offices	Agent Branches	Agent Sales Activity Codes
157	89	39

